

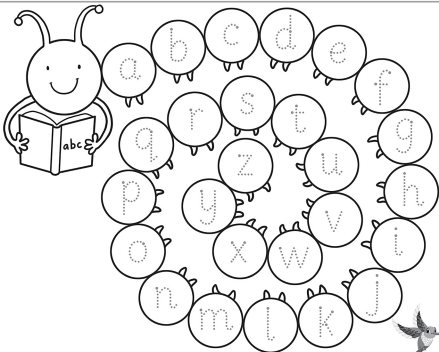
Ready for Letters and Numbers



	My Letters	My Numbers
1 page 2	Tracing and recognizing letters a to z	1 to 20
2 page 6	Tracing words about daily activities	30, 40
3 page 14	Tracing words about food and free-time activities	10 to 50
4 page 20	Writing words about facial features	10 to 60
5 page 26	Writing words about farm animals	10 to 80

	My Letters	My Numbers
6 page 32	Tracing words and sentences about clothes	10 to 80
7 page 38	Tracing sentences about school activities	80 to 100
8 page 44	Writing sentences about party items	1 to 100
9 page 50	Forming and writing sentences about playground equipment	One more and one less

 Trace.

Review the alphabet. Then children identify and trace the letters with colored pencils.



 Match.  Color.



Review the alphabet. Then children look at the letters and draw a line to match them with the corresponding pictures. Finally, they color the pictures.

a

c


e

g

j

m



○ Circle.  Color.



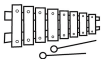
Children circle the letter
each picture starts with.
Then they color the pictures.



n j f l



d t r q



w x v y

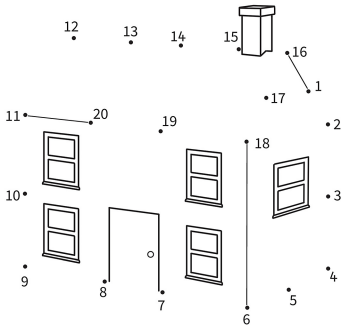


b s z k

Follow. Draw. Color.



Review the numbers from 1 to 20. Then children connect the dots. Ask 'What is it?' A house! Finally, they color the house.



123 Count. Match. Color.



Review the numbers from 1 to 20. Then children count the dots on each bed. Next, they draw lines to match the dots on the beds with the corresponding numbers. Finally, children color the pictures.



10

4

14

20

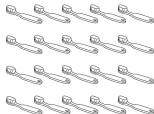
123 Count. ✎ Write.

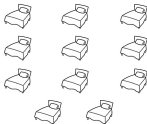


Review the numbers from 10 to 20. Then children count the objects in each box and write the corresponding number on the lines.















 Trace.  Color.



Children identify the daily activities. Then they trace the words with colored pencils. Finally, children color the pictures.



have breakfast



wash my hands



get up



go to school

Trace. Color.



Children trace the words with colored pencils. Then they color the corresponding pictures.

I wash my hands.



I go to bed.



I have breakfast.

